




SIAL.school
Bilingual English/Italian



SIAL Weekly Bulletin 15 – 3rd February 2023

PARENTS/CARERS' CONSULTATIONS - REMINDER

The parents/carers' consultations will be held next week.

WE LOOK FORWARD TO SEEING YOU!



NSPCC's Underwear Rule

This term our EYFS and Primary pupils will be discussing the NSPCC's Underwear Rule in our PSCHÉ lessons.

During these discussions we will aim to teach our students the following important safety skills without giving explicit information or telling scary stories.

We will be teaching our pupils the NSPCC's Underwear Rule, using the 'PANTS' acrostic, which is like a green cross code for staying safe from sexual abuse.

PANTS stands for:

- Privates are private
- Always remember your body belongs to you
- No means no
- Talk about secrets that upset you
- Speak up, someone can help



The lessons will introduce a range of ideas, all delivered in a way that's fully age appropriate.

These include:

- "appropriate" and "inappropriate" touching
- your child's right to say no to things that make them feel upset or uncomfortable
- naming parts of the body
- who your child can turn to if they ever feel upset or worried.

If you would like to know more about the NSPCC's campaign and see how you can help keep your children safe in partnership with your child's school, more information can be found at

nspcc.org.uk/underwear-rule

If you have any questions or concerns, please don't hesitate to get in touch.

[pants-parents-guide-online.pdf \(nspcc.org.uk\)](https://nspcc.org.uk/pants-parents-guide-online.pdf)

NSPCC

OUR EYFS

This week in EYFS the topic was... **TRANSPORT / MEZZI DI TRASPORTO**

Martedì i bambini hanno passato una splendida giornata al Museo dei Trasporti.

Ancor prima di esplorare i mezzi di trasporto raccolti nel grande museo, abbiamo fatto tutti insieme l'esperienza della corsa in metropolitana per raggiungere il museo. Questo treno rosso e bianco che va sotto terra è piaciuto davvero tanto.

Arrivati al museo, oltre ad aver osservato tanti diversi tipi di trasporti del passato e del presente, abbiamo partecipato ad un'attività nella quale dovevamo aiutare una piccola talpa a ritrovare la sua casa. Spostandosi da un mezzo di trasporto all'altro, dal primo autobus esistito a Londra alla carrozza con i cavalli, fino al treno a vapore, i bambini hanno scoperto una vasta gamma di mezzi e si sono divertiti tantissimo!



The children thoroughly enjoyed their visit to the Transport Museum.

They learned some new transport words, which we later used during our discussions about the various modes of transport. The activities were pitched at the right level. The trail was a fun activity to get them moving. They answered questions confidently, sat appropriately to listen to a story about Nobby, later showing some affection by giving him some cuddles.

At the end of the session, the children were all praised for their fantastic participation. They were also commended for their behaviour. "These are the most well behaved children I have ever worked with" said the session leader. As she asked for the name of our school.

The children also enjoyed having some of their parents join us on the last two outings.

Thank you to Angela (Adam's mum) and Valentina (Annamaria's mum) who came to ChinaTown with us last week. And to Francesca (Francesco's mum), Angela (Adam's mum), Monica (Blaise's mum) and Luisa (Cloe and Aurora's mum) who came to the Transport Museum. You were also amazing!


Thank you also to our Class Reps Amber and Elisa for the fantastic job that they are doing, including helping us with our book look event, which was a success. It was lovely listening to the children explaining their work to you all. Though some were a little shy, they were great. Thank you all for coming and for your fantastic support!




OUR EYFS

Back in class, the children in Nursery and Reception have been busy using their designing skills in preparation for creating their 3D transport models next week. They were asked to design what they would like to make and asked what materials they would like to use to achieve the completion of their model.

Here are some of their drawings. We can't wait to see what they create!



In classe i bambini si sono divertiti a costruire diversi tipi di mezzi di trasporto come camion, treni e addirittura razzi con tecniche e risorse di ogni tipo, dal collage con forme geometriche, alle costruzioni di legno, fino ai magneti.



OUR EYFS

In Reception abbiamo giocato con i mezzi di trasporto che abbiamo in aula...



...ma anche attraverso le forme geometriche.

Ripassando la storia dei "Quattro artisti che contano" e di conseguenza le quattro principali figure geometriche, abbiamo costruito un mezzo di trasporto utilizzando i mattoncini Lego e i pezzi geometrici di un gioco che abbiamo in classe.

Prima abbiamo osservato con quali forme si potrebbero costruire i mezzi di trasporto.....



Poi abbiamo preso queste forme geometriche e i Lego e li abbiamo appoggiati prima sul tavolo per costruire la forma richiesta e poi sul foglio, con la matita ne abbiamo fatto il contorno.

La scoperta dei due triangoli che formano il quadrato, del rombo che sembra un quadrato schiacciato e di due quadrati che formano il rettangolo e' stata utilissima per fare apparire camion, autobus e macchine!



EYFS & KS1 – AMAZING VISITS

Police Visit

Today the police visited EYFS and Year 1 & Year 2.



They explained their uniform showing us all their equipment, answered all our questions about their job and told us all the forms of transport they use. The police taught us how to keep ourselves safe and happy, speaking about stranger danger, peer-pressure and the dangers on social media. The children were amazed by the police and were very thankful they took the time to come and see us.



Local MP Visit

Today Felicity Buchan (local MP) came to visit our school.

The children asked her lots of interesting questions and we discovered she was a banker in New York before being elected as a member of Parliament in 2019.

What is she doing for our Council?
She is very focused on green issues and she has provided the area with many electric vehicle chargers.
We also found out she loves dogs but she can't have any pets as she is very busy in Parliament.

One child also asked for her support to make our school bigger 😊



OUR KS1

Year 1 – Geography

In geography we started looking at similarities and differences between the town and country.

We started by reading the story of Town Mouse and Country Mouse, then we looked at pictures of things we could find in the country and town. Children discussed similarities and differences.

They then completed a cutting and sticking activity, placing items that belong in the town or country in the right place. We even had a few things in the middle for both!



Year 2 - Italiano

Questa settimana nella foresta di Sherwood è stato commesso l'ennesimo crimine! Robin Hood sta terrorizzando tutti i signorotti della zona che adesso si rifiutano di lasciare le loro ricche dimore...

Per saperne di più abbiamo mandato i nostri inviati speciali che stanno adesso scrivendo gli articoli per la prossima edizione del nostro quotidiano.



OUR KS2

Year 3 e Year 4 – Gita a teatro


Questa settimana ha portato con sé divertenti novità: Year 3 e Year 4 hanno avuto la possibilità di andare a vedere uno spettacolo teatrale: 'Matilda'.

Molti di noi conoscevano già la storia avendo visto il film e/o letto il libro ma nessuno aveva ancora visto il musical, che si è rivelato particolarmente spiritoso!


Matilda è una bambina in età scolare che, nonostante una famiglia non solidale, riesce a sviluppare un interesse particolare per la lettura e a creare un legame speciale con la sua maestra della primaria, malgrado le diverse peripezie da affrontare.

Il musical è iniziato alle 2 del pomeriggio al Cambridge theatre, in centro a Londra e ci ha tenuto incollati alle sedie per ben due ore e mezza. Musica, colori e canzoni hanno fatto da sottofondo al nostro pomeriggio alternativo, facendoci sorridere e a tratti sorprendere!

La gita si è conclusa con il nostro ritorno a scuola nel tardo pomeriggio. Ricorderemo con piacere questa giornata e per le prossime letture, useremo il segnalibro di Matilda che ci è stato gentilmente donato!



Alla prossima avventura!
Stay tuned!

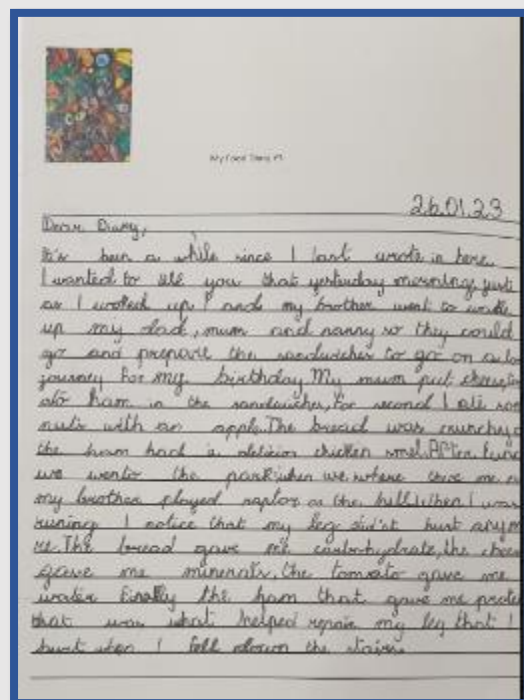
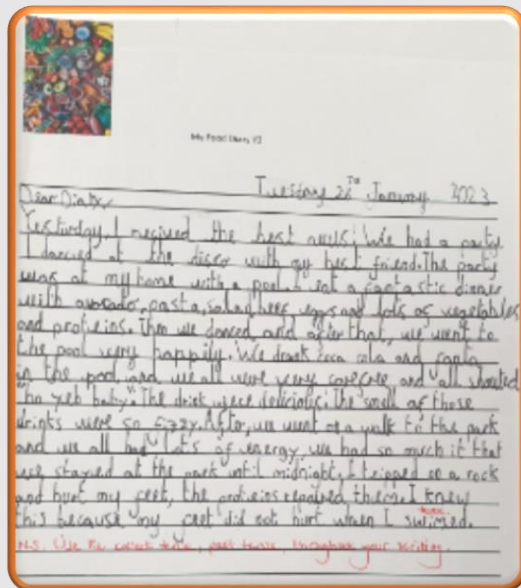
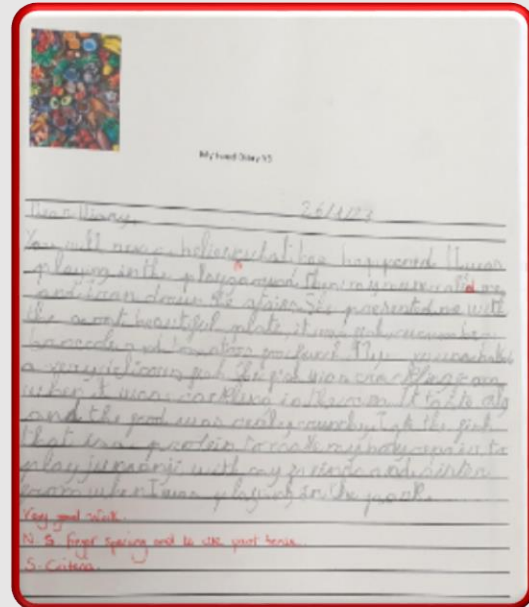
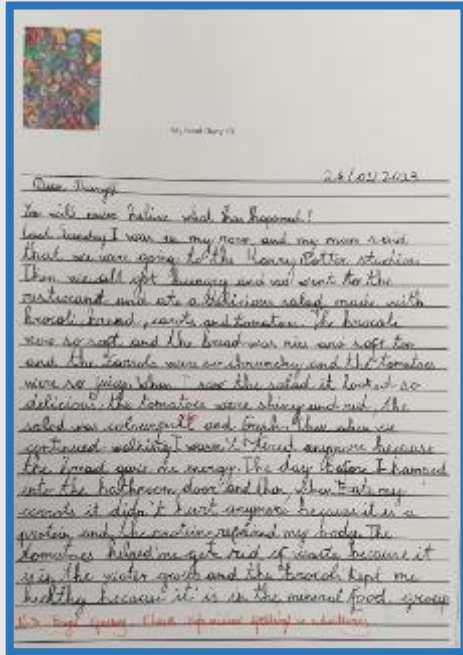


OUR KS2

Year 3 – English

This week in English Year 3 have been using their cross-curricular knowledge from Science to write a diary entry about food nutrition.

They used the key features of a diary entry and their understanding of the 7 food groups to draft, plan and create a nutritious meal, identifying the food groups that each item belonged to. Finally, they explained the benefits these foods had on their bodies through a mental or physical activity.



OUR KS2

Year 4 – R.E.

Tra i vari pellegrinaggi che i devoti ad una religione compiono, quello induista rappresenta il più grande raduno mai svolto nel mondo. Si chiama Kumbh Mela e viene celebrato ad Allahabad, ogni 12 anni.

Al Kumbh Mela del 2001 parteciparono ben 60 milioni di persone!!

Dopo aver appreso le nozioni essenziali su questo evento di grande rilievo, abbiamo creato delle carte-domanda da porre ai nostri compagni. Infine, in 2 gruppi separati, ci siamo dilettrati con il gioco da tavola che trovate qui sotto, una specie di gioco dell'oca in cui rispondendo correttamente alle domande poste, facevamo avanzare le pedine su uno dei colori scelti.



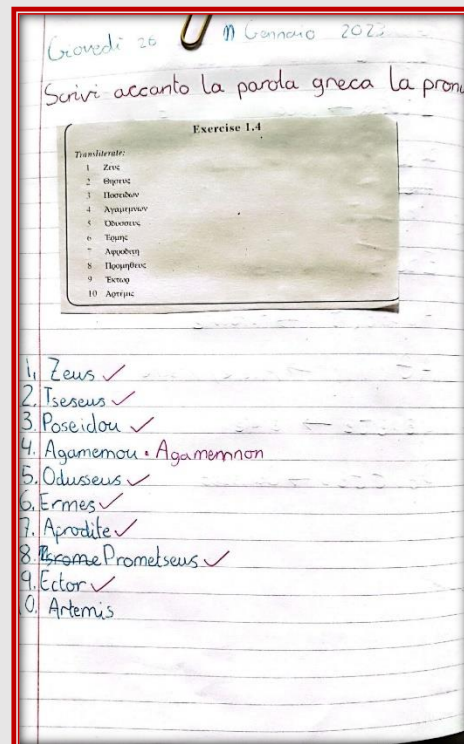
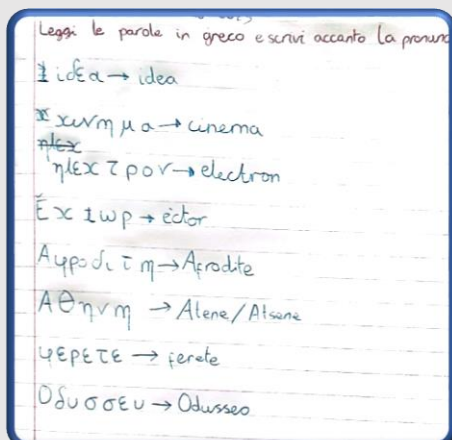
OUR KS2 Year 5 - Storia

Come comprendere in modo approfondito una civiltà se non calandosi nei panni di antichi artigiani o leggendo e scrivendo la lingua dei tempi?

I bambini di Year 5 hanno realizzato vasi di terracotta decorati con fregi tipici dell'artigianato greco.



In più, hanno iniziato a studiare il nome e il suono delle lettere dell'alfabeto greco antico e a leggere alcune parole. È stato come decodificare un messaggio in codice! Continueremo, nelle prossime lezioni, ad imparare alcuni verbi e sostantivi e a tradurre brevi frasi.



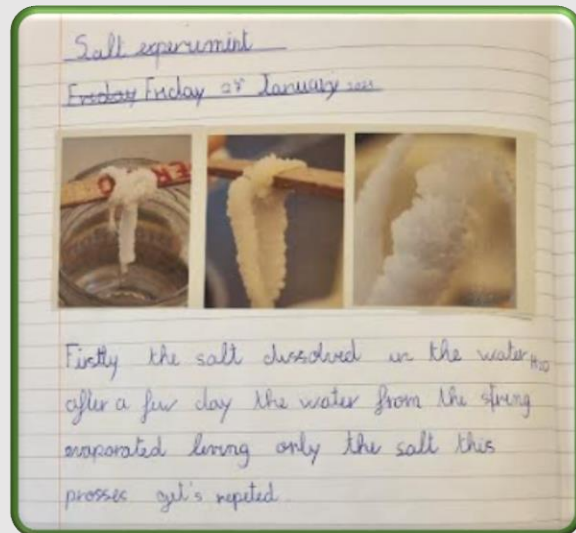
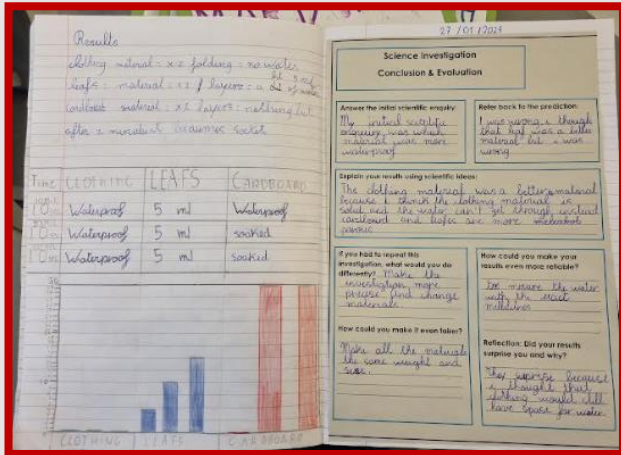
OUR KS2

Year 5 & Year 6 - Science

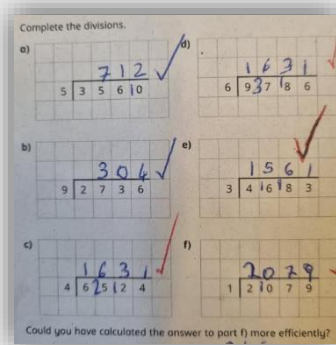


Last week, we completed our experiments outside. Some were very messy, others took a long time (and lots of trials), but all were very informative.


We are almost finished our unit on 'properties of matter' and will be spending the last week of term exploring 'Electricity'.



Year 5 & Year 6 - Maths



Continuing our 'Multiplication and Division II' unit, Year 5 have been practising dividing using short division and working with remainders.



Year 6 are now masters of Ratio! We finished the unit, with a great understanding of how to use ratio and proportions and we have begun our 'Algebra' unit. Working with function machines.

Both Year groups have been busy practising their times tables for our 'Big Math - Beat That!' challenges.

Here is next weeks 'Big Math'. Can anyone be the first to get 100%?

Year 5 & 6 - 100 seconds

My 'Beat That' score was...

BIG MATHS... BEAT THAT!

72

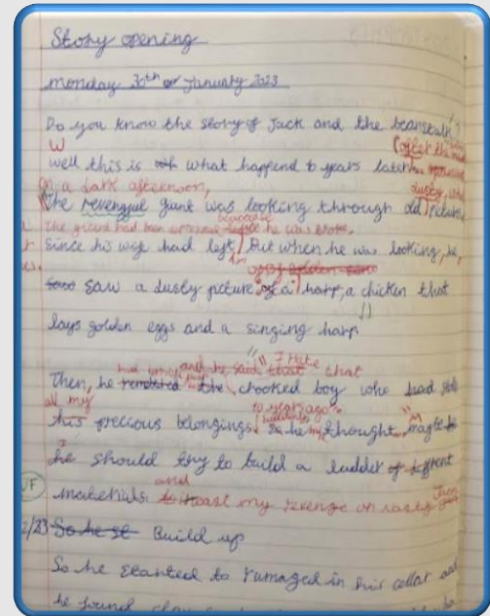
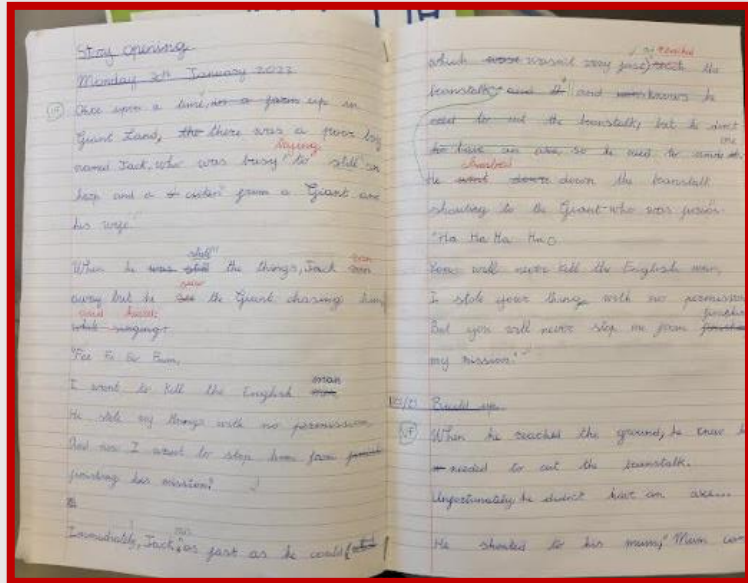
8+8=	2x2=	6+5=	8+4=	9+6=	4x4=	5x5=	6+2=
3+3=	9x6=	7x3=	9x5=	8+2=	8x8=	4+2=	5x2=
5+2=	7+2=	7x2=	8x6=	7+6=	2+2=	3x2=	7x6=
9x9=	9x8=	8+3=	9+9=	5x4=	7x4=	6x3=	5+5=
7x7=	5+3=	7+7=	8+7=	6x4=	8+5=	3+2=	6+4=
7+3=	8+6=	7+4=	6x5=	9+7=	6x6=	4+3=	8x7=
8x3=	4+4=	8x5=	4x3=	7+5=	5x3=	5+4=	8x4=
9+5=	7+5=	8x2=	6x2=	6+3=	9x2=	9+3=	3x3=
9x3=	9x7=	9+2=	6+6=	9+4=	9+4=	4x2=	9+8=

Y5.6



OUR KS2

Year 5 & Year 6 - English

This week, we have started writing our 'tales with a twist'. Year 5 are mixing up 'the three little pigs', whilst Year 6 are adding some changes to the story of 'Jack and the Beanstalk'.




We have also been reading about Greek gods in our reading lessons and focusing on the different uses for apostrophes in Grammar.




OUR KS2

Year 6 - Geografia: Montagne & taster day - Tradizioni culinarie europee



Dopo un lungo percorso volto ad analizzare gli strati della Terra, le placche continentali e le diverse fasi del processo di formazione delle montagne, abbiamo viaggiato per l'Europa e i suoi rilievi.



Ci siamo anche soffermati in alcuni Paesi per una sosta gastronomica.

Ogni bambino ha portato un assaggio (anche più di un assaggio in qualche caso 😊) di cibi provenienti da differenti Stati: Grecia, Germania, Italia, Portogallo, Norvegia e Spagna.

Abbiamo così ripassato, in modo goloso, la posizione geografica delle diverse nazioni.



Our School Assembly

This week's Gold Award focused on '**Working cooperatively**'.

Congratulations to the following children:

Nursery – Adam
Reception – Carlo
Y1 – Mirta
Y2 – Domenico
Y3 – Ines
Y4 – Elisa
Y5 – Elena
Y6 – Francesco



School Lunches



Questa settimana si apre con un primo leggero e gustoso:
pasta con misto di pesce.
Al venerdì un dolce morbido e profumato:
torta ai mirtilli e gocce di cioccolato.



For the coming week we will be on **Week 4** of our school lunch menu (*please note that any changes to this menu may be due to the specific needs of the kitchen. We try to keep alterations to a minimum, but there are circumstances which will result in changes being unavoidable. Thank you in advance for your understanding*).

DATES FOR YOUR DIARY!

Monday 6.2.23. to Wednesday 8.2.23.

WHAT: PARENTS & CARERS' CONSULTATIONS

WHO: All SIAL's parents/carers

WHEN: 4:00pm – 7:00pm

WHERE: Remotely via Zoom



Monday 13.2.23. to Friday 17.2.23.

WHAT: SCHOOL CLOSED FOR HALF-TERM BREAK

WHO: Whole school

